

# Balaji Telefilms Ltd.

C-13, Balaji House, Dalia Industrial Estate, Opp. Laxmi Industries  
New Link Road, Andheri (West), Mumbai - 400 053.  
Tel.: 40698000 • Fax : 40698181 / 82 / 83  
Website : www.balajitelefilms.com  
CIN No. : L99999MH1994PLC082802



July 06, 2022

To,

**BSE Limited.**  
Phiroze Jeejeebhoy Towers,  
Dalal Street,  
Mumbai - 400 001  
**Stock Code: 532382**

**National Stock Exchange of India Ltd**  
“Exchange Plaza”,  
Bandra-Kurla Complex, Bandra (East),  
Mumbai - 400 051  
**Stock Code: BALAJITELE**

Sub: **Submission of Shareholding Pattern for the quarter ended June 30, 2022**

Dear Sir/Madam,

Pursuant to Regulation 31(1)(b) of the Securities and Exchange Board of India (Listing Obligations and Disclosure Requirements) Regulations, 2015, please find attached Shareholding Pattern of the Company for the quarter ended June 30, 2022.

Kindly take this on your record.

Yours truly,

**For Balaji Telefilms Limited**



**Tannu Sharma**  
**Company Secretary and Compliance Officer**  
**Membership No – ACS30622**




Encl: -a/a

1. Name of Listed Entity: Balaji Telefilms Limited
2. Scrip Code/Name of Scrip/Class of Security: BALAJITELE
3. Share Holding Pattern Filed under: 31b
4. Share Holding Pattern as on : 30-Jun-2022
5. **Declaration:** The Listed entity is required to submit the following declaration to the extent of submission of information:-

S. No.	Particulars	Yes/No	
1	Whether the Listed Entity has issued any partly paid up shares?	No	
2	Whether the Listed Entity has issued any Convertible Securities?	No	
3	Whether the Listed Entity has any shares against which depository receipts are issued?	No	
4	Whether the Listed Entity has any shares in locked-in?	No	
5	Whether any shares held by promoters are pledge or otherwise encumbered?	No	
6	Whether the Listed Entity has issued any differential Voting Rights?	No	
7	Whether the Listed Entity has issued any Warrants ?	No	
8	Whether the listed entity has any significant beneficial owner?	No	

Table I - Summary Statement holding of specified securities

Category (I)	Category of shareholder (II)	Nos. of share holders (III)	No. of fully paid up equity shares held (IV)	No. of Partly paid-up equity shares held (V)	No. of shares underlying Depository Receipts (VI)	Total nos. shares held (VII) = (IV)+(V)+(VI)	Shareholding as a % of total no. of shares (calculated as per SCRR, 1957) (VIII)	Number of Voting Rights held in each class of securities (IX)			No. of Shares Underlying Outstanding convertible securities (including Warrants) (X)	Shareholding, as a % assuming full conversion of convertible securities (as a percentage of diluted share capital) (XI) = (VII)+(X)	Number of Locked in Shares (XII)		Number of Shares pledged or otherwise encumbered (XIII)		Number of equity shares held in dematerialized form (XIV)
								As a % of (A+B+C2)	Class	Class			Total	No. (a)	As a % of total Share	No. (a)	



								eg: x	eg:y		C)		(A+B+C2)		es held (b)		s held (b)	
A	Promoter & Promoter Group	4	3473287 6	0	0	347328 76	34.34	3473 2876	0	347 328 76	34.34	0	34.34	0	0	0	0	34732876
B	Public	33723	6639756 7	0	0	663975 67	65.66	6639 7567	0	663 975 67	65.66	0	65.66	0	0			66393289
C	Non Promoter- Non Public	0	0	0	0	0		0	0	0	0	0		0	0			0
C1	Shares underlying DRs	0	0	0	0	0		0	0	0	0	0		0	0			0
C2	Shares held by Employee Trusts	0	0	0	0	0	0	0	0	0	0	0	0	0	0			0
	Total	33727	1011304 43	0	0	101130 443	100	1011 3044 3	0	101 130 443	100	0	100	0	0	0	0	10112616 5



Table II - Statement showing shareholding pattern of the Promoter and Promoter Group

Category & Name of the Shareholders (i)	PAN (ii)	No. of share holder (iii)	No. of fully paid up equity shares held (iv)	Partly paid-up equity shares held (v)	Nos. of shares underlying Depository Receipts (vi)	Total nos. shares held (VII = IV+V+VI)	Shareholding % calculated as per SCRR, 1957 (vii)	Number of Voting Rights held in each class of securities (ix)			No. of Shares Underlying Outstanding convertible securities (including Warrants) (x)	Shareholding, as a % assuming full conversion of convertible securities (as a percentage of diluted share capital) (xi) = (VII)/(X) as a % of A+B+C2	Number of Locked in shares (xii)		Number of Shares pledged or otherwise encumbered (xiii)		Number of equity shares held in dematerialized form (xiv)	
								Class X	Class Y	Total			No. (a)	As a % of total Shares held (b)	No. (a)	As a % of total shares held (b)		
1	Indian		0	0	0	0	0	0	0	0	0	0	0	0	0	0	0	0
a	Individuals/Hindu undivided Family		4	34732876	0	34732876	34.34	34732876	0	34732876	34.34	0	34.34	0	0	0	0	34732876
	JEETENDRA ALIAS RAVI AMARNATH KAPOOR	AAE PK1526B	1	3260522	0	3260522	3.22	3260522	0	3260522	3.22	0	3.22	0	0	0	0	3260522
	SHOBHA RAVI KAPOOR	AAE PK1531E	1	11008850	0	11008850	10.89	11008850	0	11008850	10.89	0	10.89	0	0	0	0	11008850
	EKTA RAVI KAPOOR	ABO PK8722G	1	18433254	0	18433254	18.23	18433254	0	18433254	18.23	0	18.23	0	0	0	0	18433254
	TUSSHAR RAVI KAPOOR	AJNP K7579E	1	2030250	0	2030250	2.01	2030250	0	2030250	2.01	0	2.01	0	0	0	0	2030250
b	Central Government/State Government(s)		0	0	0	0	0	0	0	0	0	0	0	0	0	0	0	0




c	Financial Institutions/ Banks		0	0	0	0	0	0	0	0	0	0	0	0	0	0	0	0	0
d	Any Other (specify)		0	0	0	0	0	0	0	0	0	0	0	0	0	0	0	0	0
	Sub-Total (A)(1)	4	34732876	0	0	34732876	34.34	34732876	0	34732876	34.34	0	34.34	0	0	0	0	0	34732876
2	Foreign		0	0	0	0	0	0	0	0	0	0	0	0	0	0	0	0	0
a	Individuals (Non-Resident Individuals/ Foreign Individuals)		0	0	0	0	0	0	0	0	0	0	0	0	0	0	0	0	0
b	Government		0	0	0	0	0	0	0	0	0	0	0	0	0	0	0	0	0
c	Institutions		0	0	0	0	0	0	0	0	0	0	0	0	0	0	0	0	0
d	Foreign Portfolio Investor		0	0	0	0	0	0	0	0	0	0	0	0	0	0	0	0	0
e	Any Other (specify)		0	0	0	0	0	0	0	0	0	0	0	0	0	0	0	0	0
	Sub-Total (A)(2)		0	0	0	0	0	0	0	0	0	0	0	0	0	0	0	0	0
	Total Shareholding of Promoter and Promoter Group (A)= (A)(1)+(A)(2)	4	34732876	0	0	34732876	34.34	34732876	0	34732876	34.34	0	34.34	0	0	0	0	0	34732876

Table III - Statement showing shareholding pattern of the Public shareholder

Category & Name of the Shareholders (I)	PAN (II)	Nos. of shareholder (III)	No. of fully paid up equity share	Partly paid-up equity shares held (V)	Nos. of shares underlying Depository Receipts (VI)	Total nos. shares held VII = IV+V+VI	Shareholding % calculate d as per SCRR, 1957	Number of Voting Rights held in each class of securities (IX)	No. of Shares Underlying Outstanding convertible securities	Total shareholding , as a % assuming full	Number of Locked in shares (XI)	Number of Shares pledged or otherwise encumbered (XII)	Number of equity shares held in dematerialized form
---	----------	---------------------------	-----------------------------------	---------------------------------------	--	--------------------------------------	--	---	---	---	---------------------------------	--	---



				s held (IV)			As a % of (A+B+C2) VIII	No of Voting Rights			Total as a % of Total Voting rights	(including Warrants) (X)	conversion of convertible securities (as a percentage of diluted share capital)	No. (a)	As a % of total Shar es held (b)	No. (Not ap pli ca ble ) (a)	As a % of total share s held (Not applic able) (b)	(XIV)
								Class X	Class Y	Tot al								
l	Institutions		0	0	0	0	0	0	0	0	0	0	0	0	0	0	0	0
a	Mutual Funds/		0	0	0	0	0	0	0	0	0	0	0	0	0	0	0	0
b	Venture Capital Funds		0	0	0	0	0	0	0	0	0	0	0	0	0	0	0	0
c	Alternate Investment Funds		0	0	0	0	0	0	0	0	0	0	0	0	0	0	0	0
d	Foreign Venture Capital Investors		0	0	0	0	0	0	0	0	0	0	0	0	0	0	0	0
e	Foreign Portfolio Investors		9	18693035	0	18693035	18.48	18693035	18693035	18.48	0	18.48	0	0			18693035	
	VANDERBILT UNIVERSITY - ATYANT CAPITAL MANAGEMENT LIMITED	AAA AV51 94R	1	4580064	0	4580064	4.53	4580064	4580064	4.53	0	4.53	0	0			4580064	
	THE DUKE ENDOWMENT	AAB TT52 08J	1	1786420	0	1786420	1.77	1786420	1786420	1.77	0	1.77	0	0			1786420	
	GOTHIC CORPORATION	AAD CG10 73F	1	482850	0	482850	4.77	482850	482850	4.77	0	4.77	0	0			482850	
	ATYANT CAPITAL	AAF CA45	1	4078203	0	4078203	4.03	4078203	4078203	4.03	0	4.03	0	0			4078203	



	INDIA FUND I	14M									3								
	GOTHIC HSP CORPORATION	AAF CG77 65G	1	2208291	0	0	2208291	2.18	2208291	0	2208291	2.18	0	2.18	0	0			2208291
f	Financial Institutions/ Banks		0	0	0	0	0	0	0	0	0	0	0	0	0	0			0
g	Insurance Companies		0	0	0	0	0	0	0	0	0	0	0	0	0	0			0
h	Provident Funds/ Pension Funds		0	0	0	0	0	0	0	0	0	0	0	0	0	0			0
i	Any Other (specify)		0	0	0	0	0	0	0	0	0	0	0	0	0	0			0
	Sub-Total (B)(1)		9	18693035	0	0	18693035	18.48	18693035	0	18693035	18.48	0	18.48	0	0			18693035
2	Central Government/ State Government(s) / President of India		0	0	0	0	0	0	0	0	0	0	0	0	0	0			0
	Sub-Total (B)(2)		0	0	0	0	0	0	0	0	0	0	0	0	0	0			0
3	Non-institutions		0	0	0	0	0	0	0	0	0	0	0	0	0	0			0
a	Individuals -		32472	16492011	0	0	16492011	16.31	16492011	0	16492011	16.31	0	16.31	0	0			16487733
i	Individual shareholders holding nominal share		32456	118720305	0	0	118720305	11.74	118720305	0	118720305	11.74	0	11.74	0	0			11868027



	capital up to Rs. 2 lakhs.																	
ii	Individual shareholders holding nominal share capital in excess of Rs. 2 lakhs.		16	4619706	0	0	4619706	4.57	4619706	4619706	4.57	0	4.57	0	0			4619706
b	NBFCs registered with RBI		1	800	0	0	800	0	800	0	800	0	0	0	0			800
c	Employee Trusts		0	0	0	0	0	0	0	0	0	0	0	0	0			0
d	Overseas Depositories (holding DRs) (balancing figure)		0	0	0	0	0	0	0	0	0	0	0	0	0			0
e	Any Other (specify)		1241	31211721	0	0	31211721	30.86	31211721	31211721	30.86	0	30.86	0	0			31211721
	Bodies Corporate		196	29240212	0	0	29240212	28.91	29240212	29240212	28.91	0	28.91	0	0			29240212
	JAI SALASAR BALAJI INDUSTRIES PRIVATE LIMITED	AAA CJ697 0D	1	1359046	0	0	1359046	1.34	1359046	1359046	1.34	0	1.34	0	0			1359046
	RELIANCE INDUSTRIES LIMITED	AAA CR50 55K	1	25200000	0	0	25200000	24.92	25200000	25200000	24.92	0	24.92	0	0			25200000
	BLUE DAIMOND PROPERTIES	AAC CB80 52A	1	1427822	0	0	1427822	1.41	1427822	1427822	1.41	0	1.41	0	0			1427822





S PVT LTD																			
Clearing Members	32	1892404	0	0	189244	0.19	1892404	189	0.19	0	0.19	0	0						189244
Director or Director's Relatives	2	212000	0	0	21200	0.02	212000	21200	0.02	0	0.02	0	0						21200
Foreign Nationals	1	181	0	0	181	0	181	0	0	0	0	0	0						181
HUF	628	7446406	0	0	744646	0.74	7446406	744646	0.74	0	0.74	0	0						744646
IEPF	1	518580	0	0	51858	0.05	518580	51858	0.05	0	0.05	0	0						51858
Non-Resident Indian (NRI)	379	963580	0	0	963580	0.95	963580	963580	0.95	0	0.95	0	0						963580
Trusts	2	800	0	0	800	0	800	0	0	0	0	0	0						800
Sub-Total (B)(3)	33714	47704532	0	0	47704532	47.17	47704532	47704532	47.17	0	47.17	0	0						47700254
Total Public Shareholding (B)=(B)(1)+(B)(2)+(B)(3)	33723	663970567	0	0	66397567	65.66	663970567	66397567	65.66	0	65.66	0	0						66393289



Table IV - Statement showing shareholding pattern of the Non Promoter- Non Public shareholder

Category & Name of the Shareholders (i)	PAN (ii)	No. of shares older (iii)	No. of fully paid up equity shares held (iv)	Partly paid-up equity shares held (v)	Nos. of shares underlying Depository Receipts (vi)	Total no. shares held (vii=iv+v+vi)	Shareholding % calculate d as per SCRR, 1957 As a % of (A+B+C2) (viii)	Number of Voting Rights held in each class of securities (ix)			No. of Shares Underlying Outstanding convertible securities (including Warrants) (x)	Total shareholding, as a % assuming full conversion of convertible securities as a percentage of diluted share capital) (xi)	Number of Locked in shares (xii)		Number of Shares pledged or otherwise encumbered (xiii)		Number of equity shares held in dematerialized form (xiv) (Not Applicable)
								Class X	Class Y	Total			No.	As a % of total Shares held	No. (Not applicable)	As a % of total shares held (Not applicable)	
1 Custodian/DR Holder		0	0	0	0	0		0	0	0	0	0	0	0	0	0	
2 Employee Benefit Trust (under SEBI (Share based Employee Benefit) Regulations, 2014)		0	0	0	0	0		0	0	0	0	0	0	0	0	0	
Total Non-Promoter-Non Public Shareholding (C)= (C)(1)+(C)(2)		0	0	0	0	0		0	0	0	0	0	0	0	0	0	

Table V - Statement showing shareholding pattern of the Significant Beneficiary Owner (SBO)

Name	PAN	Passport No. in case of a foreign national	Nationality	Details of holding/ exercise of right of the SBO in the reporting company, whether direct or indirect*					Date of creation / acquisition of significant beneficial interest
				Shares	Voting rights	Rights on distributable dividend or any other distribution	Exercise of control	Exercise of significant influence	




Table II- Unclaim Details

Details of Shares which remain unclaimed may be given here along with details such as number of shareholders, outstanding shares held in demat/unclaimed suspense account, voting rights which are frozen etc.	
No. of shareholders	No of share held

Table III- Unclaim Details

Details of Shares which remain unclaimed may be given here along with details such as number of shareholders, outstanding shares held in demat/unclaimed suspense account, voting rights which are frozen etc.	
No. of shareholders	No of share held

Table III- Person in Concert

Details of the shareholders acting as persons in Concert including their Shareholding			
Name of shareholder	Name of PAC	No. of share	Holding %

